

Oliver Kelley Farm

A Field Trip Social Narrative



OLIVER
KELLEY
FARM



MINNESOTA
HISTORICAL
SOCIETY

What to expect: Where is the farm?

We are going on a field trip to the Oliver Kelley Farm. It is in Elk River, Minnesota. How long will it take to get there? My teacher or group leader can tell me!



What to expect:


What should we wear?

There are lots of fun things to learn at the farm. But it can be hard to learn when we are not comfortable.

If the weather is hot.. **we will dress to stay cool!**

If the weather is cold.. **we will layer for warmth!**

If it rains.. **we'll have our raincoats and boots!**



What to expect: What will we do?



On our field trip, we will visit several places.
A farmer's work changes with the seasons,
so these stations are different every day!

In the house, we will learn about the stove.
...it is much warmer in the house!


In the barnyard, we will talk about tools.
...some are sharp; let's be careful!

In the garden, we'll learn about growing
plants.
...there might be dirt and bugs.

We will even have the chance to meet some
animals!
...we might notice some new smells.



We are ready!



MINNESOTA
HISTORICAL
SOCIETY



Orientation: Welcome to the farm!

After we get off the bus, we will go inside the Visitor Center. The Visitor Center is bright. It has tall ceilings and big windows. There may be other kids visiting the farm with their teachers.





Orientation: Settling in

I can be a good helper by waiting patiently for my teacher. While we are waiting, we can use the restroom, refill our water bottles, and get ready to learn!





Get ready...

While we are waiting for friends and teachers, we will gather in the Community Room. We will sit on the ground with our group and get comfortable. Soon, a farmer will come to tell us about our field trip. I will be a good listener.



Get set...

The farm is big and, there is so much to see! We can make the most of our field trip by practicing these three rules:

1. We will raise our hands to share (raise your hand high!)
2. We will move slowly and speak quietly (the animals will thank us!)
3. We will always ask a farmer first: "Hello, farmer! Is it okay to...?"





Let's go!

We will follow our teachers. It is a long journey to the farm. We will travel for 5-10 minutes.

Sometimes it is dusty. Sometimes it is muddy. The gravel crunches as we move. We might see birds and bugs and other animals. We might hear the wind in the trees.

Soon we will be at the farm!



We made it!



MINNESOTA
HISTORICAL
SOCIETY

Arriving at the farm

Visiting the farm is like going back in time. We will see how farmers lived in the 1860s. The farmers we see will be dressed differently than us. This is similar to the clothing that Oliver Kelley, his wife, Temperance, and his four daughters, Julia, Frances, Grace, and Garaphelia, wore when they lived here.



Exploring the farm

There are many spots to visit on the farm. I will stick to our plan and follow my teacher and chaperones. I should always walk, not run, on the farm. If I need help or get lost, I can ask a farmer.



Meeting the animals


Can you see any animals? Most are inside fences. When we see animals inside fences, we will not enter their space. When we see animals outside of fences, we will not go to them unless we have a farmer's help. The best way to greet any animal is with a quiet voice.





Meeting the draft animals: oxen and horses

The oxen and horses are the strongest animals on the farm. When they are working, I should let them do their job. When they are inside a fence, I can watch them relax. If they are resting at the hitching post with a farmer, I can ask to pet them. I will keep my voice low and my body calm.



MoO
MoO



Neigh!

Wait, where are the animals?

Sometimes our animals need a break.
Sometimes our animals need to see the animal doctor. The horse in this photo is getting new shoes!

We take good care of our animals.

If you don't see one on your visit, don't worry
- they'll be back next time!





What if I need a break?

Sometimes we need breaks, too, and that's okay! If I think I need a break, I will tell an adult. Each station has a different break spot, and farmers can help me and my adult find a good spot.





Visiting the house

The house is big and tall and old. We will get to go inside. Our busiest room is the kitchen! Here we will get to use our hands and learn about how farmers lived, cooked, and ate a long time ago.



MINNESOTA
HISTORICAL
SOCIETY

Garden and fields

The garden and fields are changing every day. We can help them as they grow and change. The farmer in the garden will let us know how. The farmer can teach us special things about all of the different plants.





Barnyard

This is the best place on the farm to learn about tools! A farmer will show us how the Kelley family used special tools. Some tools can be sharp, and some are heavy - we will only use tools with a farmer's permission.



Lunch

I might eat lunch at the farm. If the weather is nice, I will eat outside on the picnic tables. If the weather is cold or rainy, I will eat lunch inside. At the Visitor Center, I will make sure to wash my hands. This is important to keep me safe and healthy.



Saying goodbye to the farm

When it is time to leave the farm, we can wave goodbye to the farmers and our animal friends. We will walk back to the Visitor Center. We can use the restroom before we go.



**We look forward
to your visit!**



MINNESOTA
HISTORICAL
SOCIETY

Questions?

Visit our website at
mnhs.info/sn-kelleyfarm,
call, or email.

Phone: 763-441-6896

Email: kelley.farm@mnhs.org

