

Historic Fort Snelling

# A Field Trip Social Narrative



MINNESOTA  
HISTORICAL  
SOCIETY

# Welcome

I am going to Historic  
Fort Snelling today!



MINNESOTA  
HISTORICAL  
SOCIETY

# Overview


I will explore the historic prairie, visit the exhibit in the visitor center, tour the Historic Fort, and I might have free time with my chaperone. I will learn about the landscape, the people who lived here, and the conflicts that took place.



# Arrival

I will get off the bus and wait outside in the plaza with my group. It might be busy and loud. I might see students from other schools.

We will go to the amphitheater. I will sit with my group. We will learn about Fort Snelling and our field trip.



# Storing our backpacks

I will leave my backpack on the bus. It will stay there until my field trip is over.

I will tell an adult if I need something from my backpack.





# Restrooms

There are restrooms in the visitor center, including accessible stalls and an all-gender family bathroom. If I need to use the restroom during my field trip, I can tell an adult.






# Restrooms

There are also restrooms in the Historic Fort. They are behind the Officer's Quarters and in the Wood Barracks. I can ask a staff member to help me find them.



# Weather

I will be spending time outside.  
I will dress for the weather. I  
will wear good shoes. I might  
wear a jacket, hat, or gloves. It  
may be sunny, cloudy, or rainy.  
Our group will still spend time  
outside! It is sometimes very  
windy and sunny at Historic  
Fort Snelling.



# Historic site manners

I will follow the rules at Historic Fort Snelling. I will stay with my group and on the trails. I will listen to Fort Snelling staff.



MINNESOTA  
HISTORICAL  
SOCIETY



# Site staff

The museum staff will be there to help me on my field trip. They can answer my questions. Museum staff wear blue shirts that say MN Historical Society, or they might be in historic costumes!



MINNESOTA  
HISTORICAL  
SOCIETY

# Moving through the site

There is a lot to see at Historic Fort Snelling! I will be using paved or packed stone paths. A wheelchair can be used on all of the paths. When I visit the fort, there might be steps, ramps, or big bumps to get into buildings or rooms.



# Taking a break

If I need to take a break, that is okay! I can tell an adult. There is a quiet space near the exhibits for my break. There are also quiet places with benches outside. I can relax with an adult until I am ready to rejoin my group.



# Changes

Historic buildings sometimes need repairs. For this school year, the Blacksmith Shop and Commandant's House are closed for construction. There might be loud noises nearby as they fix the buildings.

I can come back in the future if I want to see these spaces.



# Passport

My teacher will get passport booklet for us to use. This will guide our visit and help us know where to go. After we finish exploring, we can get a special stamp at the Visitor Center!



MINNESOTA  
HISTORICAL  
SOCIETY

# Prairie

I will explore the prairie! We will learn about the Native plants and their uses by Indigenous peoples. We will talk about how the land has changed over time and treaties at Fort Snelling.



MINNESOTA  
HISTORICAL  
SOCIETY

# Visitor Center exhibits

In the Visitor Center, I can watch a film and visit the new exhibit Many Voices, Many Stories, One Place. The exhibit is dim. There are artifacts and information about the history of Fort Snelling for me to explore.



MINNESOTA  
HISTORICAL  
SOCIETY

# Who Am I?

## Exhibit Activity

I will do a scavenger hunt in an exhibit. I will move quietly around the room with an adult and my classmates. Fort Snelling staff will give us a booklet to match to the pictures in the exhibit. It might be crowded and noisy.



# Historic Fort

I will travel down the paved path to the Historic Fort. It will take about 10 minutes. On the way to the fort, there are signs for me learn more about the history of the site. I might share the path with bicycles and other people.



# Historic Fort

At the fort, I will see the historic buildings where people worked and lived.

When I move around inside the fort, I will hear the gravel crunch beneath me, and I might hear the wind blowing.

Buildings might be dim, especially if it's cloudy.



# Historic Fort

When touring the historic buildings,

I will listen to staff so I can learn about  
the people who lived and worked there.

I might get to hold objects related to life  
at Fort Snelling.

In some of the spaces, we will stand or sit  
close together.



# Historic Fort

Inside the fort, I can look for signs or staff to find the activities.

We can also use signs to learn about the history of Fort Snelling. If a space is busy or closed, I can visit somewhere else and come back.



# Soldier life activities

I can learn to march like soldiers did in the past. We will see a cannon and learn how it works. It is a real cannon, but we won't actually be firing a cannon ball.





# Laundry

Our group can learn how people did laundry at the fort in the past. I can volunteer to help. If I do, my hands might get wet.



MINNESOTA  
HISTORICAL  
SOCIETY

# Exploration time

I might have free time for activities with my chaperone. We could visit the top of the Round Tower or explore other buildings. There are many steps to the top. The floor might be uneven in some places.



# Powder Magazine

I can go to the Powder Magazine.  
This space was used to store  
ammunition.

It can be very dark inside and to visit,  
I'll have to take several steps down.

I can look from the doorway, too.



# Passport stamp

After we've finished exploring, we can return to the Visitor Center to get our passport stamped!




MINNESOTA  
HISTORICAL  
SOCIETY

# Gift shop

We might go to the gift shop.  
My teacher will decide.

I will be patient if we visit the gift  
shop and only visit with an adult.





# Lunch

If I am having lunch at Fort Snelling, I will eat outside! This area is very sunny, and might be warm. It will be fun to have a picnic. If the weather is bad, I might eat indoors in the Visitor Center.



MINNESOTA  
HISTORICAL  
SOCIETY

# Goodbye!

When my field trip is over, I will leave Historic Fort Snelling.

The bus will pick me up outside where I was dropped off.



MINNESOTA  
HISTORICAL  
SOCIETY

**We look forward  
to your visit!**



MINNESOTA  
HISTORICAL  
SOCIETY

# Questions?

Visit our website at  
[mnhs.info/sn-fortsnelling](https://mnhs.info/sn-fortsnelling),  
call, or email.

Phone: 612-726-1171

Email: [ftsnelling@mnhs.org](mailto:ftsnelling@mnhs.org)

