


Forest History Center

# A Field Trip Social Narrative



**FOREST  
HISTORY  
CENTER**



MINNESOTA  
HISTORICAL  
SOCIETY

# Welcome

I am going to  
Forest History  
Center today!



MINNESOTA  
HISTORICAL  
SOCIETY



# Overview

During my field trip, I will visit a 1900s logging camp and learn how lumberjacks lived. I might meet a horse or saw a log!

I will explore the woods near the Mississippi River and learn about a log drive.



# Arrival

I will wait patiently outside while my teacher checks us in.

A staff person will come to tell us more about where we will go and what we will learn during our field trip.

There will be time to use the bathroom before we start.





# Storing our backpacks

My teacher will let me know  
what to do with my backpack.  
I might leave it on the bus.  
I will tell an adult if I need  
something from my backpack.



# Restrooms

I will let an adult know if I need to use the bathroom during the field trip.

I will be able to use an indoor restroom at the visitor center. There is a porta-potty near the logging camp if I need it.






# Weather

I will be spending time outside. I will need good shoes to walk on trails and explore the logging camp.

It may be sunny, cloudy, or rainy. Our group will still spend time outside!



# Museum manners

I will follow the rules at Forest History Center. I will stay with my group and walk. I will be a good listener so my classmates and I can learn and stay safe!

When I am around hot stoves, sharp tools, and horses, I will be careful.





# Museum staff

The museum staff will be there to help me on my field trip. They can answer my questions. Museum staff wear shirts with the Forest History Center logo or they might be dressed up as if they are from a logging camp in 1900!





# Moving around the site

I will be moving between the visitor center and the logging camp.

We will use gravel and paved paths. At the logging camp, I might have to step up or down to get into a building. There are ramps available if I need.





# Taking a break

If I need to take a break, that is okay!  
There is a quiet space at the visitor center or outside for my break.  
An adult can help me find a space.  
I can relax with an adult until I am ready to rejoin my group.



# Changes

The field trip changes sometimes!  
It is fun to do new things.

If something is closed, it may be  
open next time!





# Bunkhouse & cookshack

I will learn about the daily life of lumberjacks in the bunkhouse and cookshack. I can sit on the benches while I listen. It will be dim. It might smell smoky or like cooking food. I will be careful not to touch the hot stoves.



# Camp office & filer's shack

I will visit the office to learn about record keeping in the camp. I'll visit the filer's shack to see where the lumberjacks' saws get repaired. I might get to try to cut a log with a big saw. I will be patient while my classmates take their turn.





# Sleds & sleighs

I will learn about how horses used ice roads to move lots of heavy logs.

I might work with my classmates to pull a big log.  
We make a good team!





# Meeting the horses

I can go into the barn and learn how horses helped in a logging camp. It will smell like a real barn. I might get to gently pet a horse. I will be calm and quiet so I don't scare them. I can watch from the doorway if I'd like.



# Blacksmith shop

My group will visit the blacksmith!  
There will be a coal-burning forge,  
which smells smoky. I will be  
careful not to touch the sharp  
tools. It might be loud when they  
hammer the metal. I can cover  
my ears or stand farther away  
with my adult.

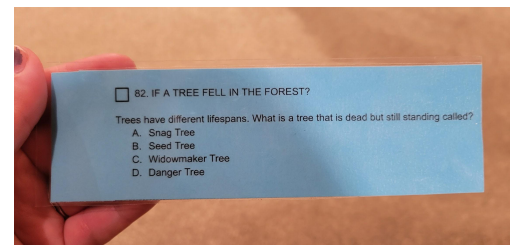




# River wanigan

The river wanigan is a cookshack that looks like it floats on the river, but it does not move. While there, my group will learn how to roll a big log with a special tool. I can try or watch my classmates.





# Exhibit

I might go inside the visitor's center and explore the museum. I will use my inside voice. I can do a scavenger hunt to learn more about forestry in Minnesota or look around on my own.

# Museum store

My group might go to the museum store. My teacher will let me know if we are going to shop. I might look at the exhibit while my classmates are in the store. I might be able to buy items if I have money with me. I'll leave my purchase with the staff and get it later.





# Fire theater

My group might go into the fire theater. We will watch a show about a forest fire in a town called Cloquet. It might look like real fire, but it is not real and we are safe. The sound might be loud and the room might be dark.

I can tell an adult if I want to be in a different room.



# Lunch

I might eat lunch at the  
Forest History Center.

There is a picnic area for  
us to use.





# Goodbye!

When my field trip is over,  
I will leave Forest History  
Center.



MINNESOTA  
HISTORICAL  
SOCIETY

**We look forward  
to your visit!**



MINNESOTA  
HISTORICAL  
SOCIETY



# Questions?

Visit our website at  
[mnhs.info/sn-foresthstory](http://mnhs.info/sn-foresthstory),  
call, or email.

Phone: 218-327-4482

Email: [foresthstory@mnhs.org](mailto:foresthstory@mnhs.org)

